

PPC-L158T

15" Fanless Panel PC with Intel Atom Dual-Core Processor

NEW



Features

- 15" TFT XGA LCD with optional resistive touchscreen
- Embedded Intel® Atom™ processor, dual-core D525 1.8G
- System memory up to 2 x DDR3 800 MHz SODIMMs
- Supports one internal SATA 2.5" HDD
- Supports One Mini PCIe socket, Dual Gigabit Ethernet
- Either PCI/PCle x 1 expansion kit
- Fanless and ultra-low power consumption
- One RS-232/422/485; (supporting Auto-flow control, BIOS-selectable)
- One RS-232/ GPIO (8 channels, TTL level); (by swapping pin header)



Introduction

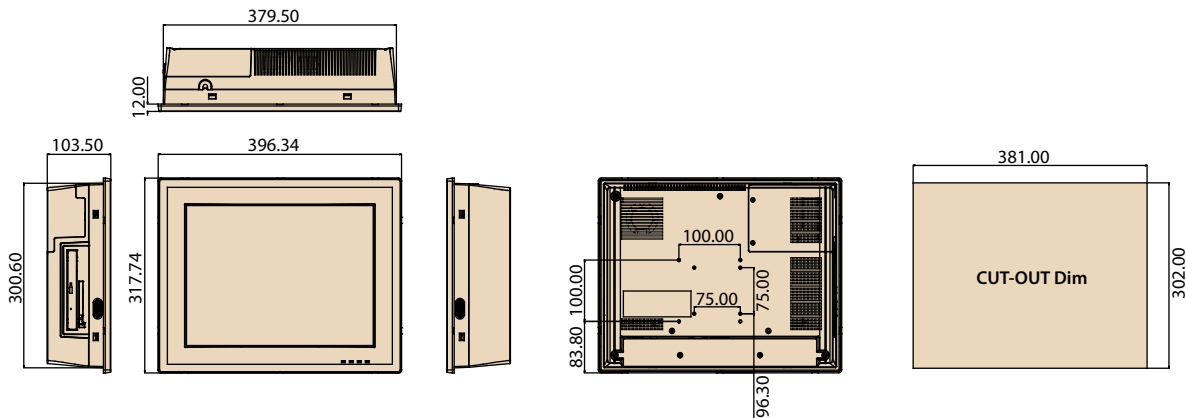
The PPC-L158T is a 15" Fanless panel PC that delivers high performance while consuming low power. The PPC-L158T operates with low noise and provides display resolutions up to 1024 x 768 (XGA) pixels. The PPC-L158T is equipped with dual Gigabit Ethernet connectors, 8-channel GPIO function and either one PCI or one PCIe expansion slot. Advantech's customization services and optional accessories including wireless modules and SATA optical devices, allow system integrators to design tailor-made solutions for a host of industrial applications.

Specifications

Processor System	CPU	Intel Atom processor, dual-core D525 1.8G	
	Chipset	D525 + ICH8M	
	Secondary Cache	1MB L2 cache	
	Memory	2 x DDR3 800 MHz SODIMMs (up to 2GB each socket), compatible with 1066/1333 MHz (does not support ECC and REG)	
	DVD-RW Drive	Optional (989K017702E)	
	SSD	Supports one CFast™ Type I, II socket	
	HDD	One internal SATA interface- 2.5" Type	
	Network (LAN)	2 x 10/100/1000 Mbps (RJ-45)	
	Fully Integrated I/O and Speakers	4 x COM ports: 2 x RS-232, 1 x RS-232/422/485, 1 x RS232/ GPIO (8 channels, TTL level)* 4 x USB 2.0 ports Mic in/ Line out, 1W speaker - 2 x Gigabit Ethernet ports	
	Bus Expansion	1 x expansion slot for PCI/PCle card 1 x MINI PCIe slot	
Front Panel Protection	IP65 compliant		
Weight	6 kg (13.2 lb)		
Dimensions (W x H x D)	396.5 x 317.6 x 103.5 mm (15.6" x 12.5 x 4.08")		
OS Support	Microsoft Windows XPe/XP Pro, Vista, Windows 7 and WES 7		
Power Supply	DC	Input Voltage	15 ~ 24 V _{DC}
	AC	Output Rating	85 W (max.)
		Input Voltage	100 ~ 240 V _{AC} , 50 ~ 60 Hz, 1 ~ 2 A
LCD Display	Display Type	15" Color TFT LCD	
	Max. Resolution	1024 x 768	
	Colors	262 K	
	Pixel Pitch (mm)	0.297 x 0.297	
	Viewing Angle	160°/140°	
	Luminance (cd/m ²)	350	
	Brightness Control	Yes	
Backlight Lifetime	50,000 hours		
Touchscreen (optional)	Type	Analog Resistive 5-wire (AMT) Anti-Corrective type	
	Resolution	2048 x 2048	
	Light Transmission	80 %	
	Controller	RS-232 interface	
Environmental Specifications	Durability (Touches)	35 million	
	Operating Temperature	0-50° C (32-122° F)	
	Relative Humidity	10 ~ 95 % @ 40° C, non-condensing	
	Shock	10 G peak acceleration (11ms duration)	
	Vibration	1 G	
	Safety	CE, FCC Class B, BSMI CE CB, UL, BSMI, CCC, VCCI	

Dimensions

Unit: mm




Ordering Information

Part NO	Description
PPC-L158T-090-AXE	Intel Atom processor, Dual Core processor D525 1.8G fanless panel PC with 15" TFT LCD (with 85W PSU inside)
PPC-L158T-R90-AXE	PPC-L158T-090-XE with resistive touchscreen (with 85W PSU inside)
PPC-L158T-090-DXE	Intel Atom Dual Core processor D525 1.8G fanless panel PC with 15" TFT LCD (DC Input Model)
PPC-L158T-R90-DXE	PPC-L158T-090-XE with resistive touchscreen (DC Input Model)
PPC-ARM-A03	VESA Stand ARM for PPC series
PPC-174T-WL-MTE	Wall mount kit for PPC series
PPC-155T STAND	Stand kit for PPC-L158T/157/177/ series
PS-DC19-L157E	19V DC power adapter module for PPC-L128/PPC-L157
1700001524	Power cord 3P UL 10A 125V 1.8M (for adapter)
989K017700E	Optical disc drive kit for PPC-L158T/157/177 (W/O ODD)
989K017702E	DVD-RW (SATA) module for PPC-L158T/157/177


I/O Appearance

AC Input Model



- A: Power Switch
- B: AC Inlet
- C: PS2 Mouse x 1 / Keyboard x 1
- D: RS-232 x 2, RS-232/422/485 x 1
- E: RS-232 x 1 (or GPIO x 1 by cable swapping)
- F: 10/100/1000 Mbps Ethernet x 1
- G: PCI Slot x 1 (or PCIe Slot x 1)
- H: VGA Port
- I: USB 2.0 x 4
- J: IEEE 1394 x 2 (optional)
- K: 10/100/1000 Mbps Ethernet x 1
- L: Line out/Mic in

DC Input Model



- A: Power Switch
- B: PS2 Mouse x 1 / Keyboard x 1
- C: RS-232 x 1 (or GPIO x 1 by cable swapping)
- D: RS-232 x 2, RS-232/422/485 x 1
- E: 10/100/1000 Mbps Ethernet x 1
- F: PCI Slot x 1 (or PCIe Slot x 1)
- G: DC inlet
- H: VGA Port
- I: USB 2.0 x 4
- J: IEEE 1394 x 2 (optional)
- K: 10/100/1000 Mbps Ethernet x 1
- L: Line out/Mic in