


AIMB-223

Mobile AMD G-series Dual Core/Single Core Mini-ITX with VGA/LVDS/HDMI, 6COM and Dual LAN

NEW



Features

- Supports AMD Mobile G-series Dual Core/Single Core processor
- One 204-pin SODIMM up to 4 GB DDR3 1333/1066 MHz SDRAM
- Supports VGA/LVDS/HDMI
- Dual LANs, 6COM, Mini PCIe, and Cfast
- Supports embedded software APIs and Utilities

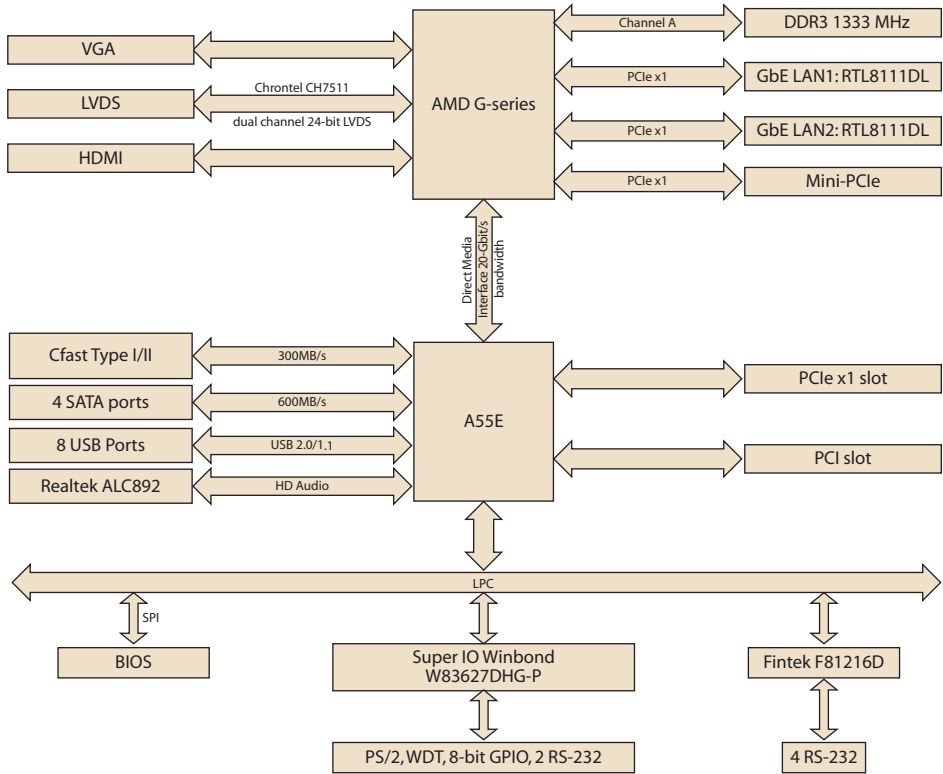


Note: eSOS requires ODM BIOS, available by request

Specifications

	CPU	AMD Dual Core T56N	AMD Dual Core T40E	AMD Single Core T44R
Processor System	Max. Speed	1.65 GHz (dual core 18W TDP)	1.0 GHz (dual core 6W TDP)	1.2 GHz (Single core 9W TDP)
	L2 Cache	512 KB		
	Chipset	AMD G-series + A55E		
	BIOS	AMI 16 Mbit SPI		
Expansion Slot	PCI	1		
	Mini-PCIe	1		
	PCIe	PCIe x1 (PCIe gen2)		
Memory	Technology	One channels DDR3 1333/1066 MHz		
	Max. Capacity	4 GB		
	Socket	1 x 204 pin SODIMM		
Graphics	Controller	ATI Radeon HD 6310, support DirectX 11, UVD3		
	VRAM	TBD		
	VGA	Supports up to 2560 x 1536 @ 32bpp		
	LVDS	Supports 24-bit dual channel and up to 1920 x 1200		
	HDMI	1920 x 1200 @ 60 MHz		
Dual Display	Supports dual display of any two display device (CRT, LVDS, HDMI)			
Ethernet	Interface	10/100/1000 Mbps		
	Controller	GbE LAN1: RTL8111DL; GbE LAN2: RTL8111DL		
	Connector	RJ-45 x 2		
SATA	Max Data Transfer Rate	600 MB/s		
	Channel	4		
EIDE	Mode	None		
	Channel	None		
SSD	Cfast compactFlash	Cfast type I/II		
Rear I/O	VGA	1		
	HDMI	1		
	Ethernet	2		
	USB	4 (USB 2.0 compliant)		
	Audio	3 (Mic-in, Line-out, Line-in)		
	Serial	2 (RS-232)		
	DCiack	1 (2.5 mm)		
Internal Connector	LVDS & Inverter	1		
	USB	4 (USB 2.0 compliant)		
	Serial	4 (RS-232, COM3 support 5V/12V by jumper selection)		
	IDE	None		
	SATA	4		
	Cfast compactFlash	1		
	Parallel	None		
Watchdog Timer	Output	System reset		
	Interval	Programmable 1 ~ 255 sec/min		
Power Requirement	Typical	Single Voltage 12V DC input by 1x External DC phone Jack or 1x Internal 2x2-pin Power Connector; AT/ATX Supported by Jumper Max power consumption:47.57W (T56N +4G DDR3 RAM)		
Environment	Operating	Non-Operating		
	Temperature	0 ~ 60° C (32 ~ 140° F) -40 ~ 85° C (-40 ~ 185° F)		
Physical Characteristics	Dimensions	170 mm x 170 mm (6.69" x 6.69")		

Board Diagram



Ordering Information

Part Number	CPU	Display	LAN	COM	TPM
AIMB-223G2-S0A1E	SC 1.2 GHz	CRT/LVDS/HDMI	2	6	No
AIMB-223G2-S1A1E	DC 1.0 GHz	CRT/LVDS/HDMI	2	6	No
AIMB-223G2-S2A1E	DC 1.65 GHz	CRT/LVDS/HDMI	2	6	Yes

Optional Accessories

Part Number	Description
1700003195	USB cable with two ports, 17.5 cm
1700002204	USB cable with two ports, 27 cm
1700008461	USB cable with four ports, 30.5 cm
1757003064	Adapter AC100-240V, 84W, +12V/ 7A FSP
1757003062	Adapter AC100-240V, 60W, +12V/ 5A FSP

Packing List

Part Number	Quantity
AIMB-223 SBC	1
SATA HDD cable	2
Serial port cable	2
CPU cooler	1
I/O port bracket	1
Startup manual	1
Driver CD	1

Embedded OS/API

OS/API	Description
Win XPE	XPE WES 2009
Software API	SUSI V3.0

I/O View



AIMB-223G2-S0A1E
AIMB-223G2-S1A1E

Value-Added Software Services

Software API: An interface that defines the ways by which an application program may request services from libraries and/or operating systems. Provides not only the underlying drivers required but also a rich set of user-friendly, intelligent and integrated interfaces, which speeds development, enhances security and offers add-on value for Advantech platforms. It plays the role of catalyst between developer and solution, and makes Advantech embedded platforms easier and simpler to adopt and operate with customer applications.

Software APIs

Control



GPIO

General Purpose Input/Output is a flexible parallel interface that allows a variety of custom connections. It allows users to monitor the level of signal input or set the output status to switch on/off a device. Our API also provides Programmable GPIO, which allows developers to dynamically set the GPIO input or output status.



SMBus

SMBus is the System Management Bus defined by Intel® Corporation in 1995. It is used in personal computers and servers for low-speed system management communications. The SMBus API allows a developer to interface a embedded system environment and transfer serial messages using the SMBus protocols, allowing multiple simultaneous device control.



I2C

I2C is a bi-directional two wire bus that was developed by Philips for use in their televisions in the 1980s. The I2C API allows a developer to interface with an embedded system environment and transfer serial messages using the I2C protocols, allowing multiple simultaneous device control.

Display



Brightness Control

The Brightness Control API allows a developer to interface with an embedded device to easily control brightness.



Backlight

The Backlight API allows a developer to control the backlight (screen) on/off in an embedded device.

Monitor



Watchdog

A watchdog timer (WDT) is a device that performs a specific operation after a certain period of time if something goes wrong and the system does not recover on its own. A watchdog timer can be programmed to perform a warm boot (restarting the system) after a certain number of seconds.



Hardware Monitor

The Hardware Monitor (HWM) API is a system health supervision API that inspects certain condition indexes, such as fan speed, temperature and voltage.



Hardware Control

The Hardware Control API allows developers to set the PWM (Pulse Width Modulation) value to adjust fan speed or other devices; it can also be used to adjust the LCD brightness.

Power Saving



CPU Speed

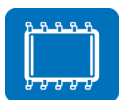
Make use of Intel SpeedStep technology to reduce power consumption. The system will automatically adjust the CPU Speed depending on system loading.



System Throttling

Refers to a series of methods for reducing power consumption in computers by lowering the clock frequency. These APIs allow the user to lower the clock from 87.5% to 12.5%.

Software Utilities



BIOS Flash

The BIOS Flash utility allows customers to update the flash ROM BIOS version, or use it to back up current BIOS by copying it from the flash chip to a file on customers' disk. The BIOS Flash utility also provides a command line version and API for fast implementation into customized applications.



Embedded Security ID

The embedded application is the most important property of a system integrator. It contains valuable intellectual property, design knowledge and innovation, but it is easily copied! The Embedded Security ID utility provides reliable security functions for customers to secure their application data within embedded BIOS.



Monitoring

The Monitoring utility allows the customer to monitor system health, including voltage, CPU and system temperature and fan speed. These items are important to a device; if critical errors happen and are not solved immediately, permanent damage may be caused.



eSOS

The eSOS is a small OS stored in BIOS ROM. It will boot up in case of a main OS crash. It will diagnose the hardware status, and then send an e-mail to a designated administrator. The eSOS also provides remote connection: Telnet server and FTP server, allowing the administrator to rescue the system.



Flash Lock

Flash Lock is a mechanism that binds the board and CF card (SQFlash) together. The user can "Lock" SQFlash via the Flash Lock function and "Unlock" it via BIOS while booting. A locked SQFlash cannot be read by any card reader or boot from other platforms without a BIOS with the "Unlock" feature.